

July 2022

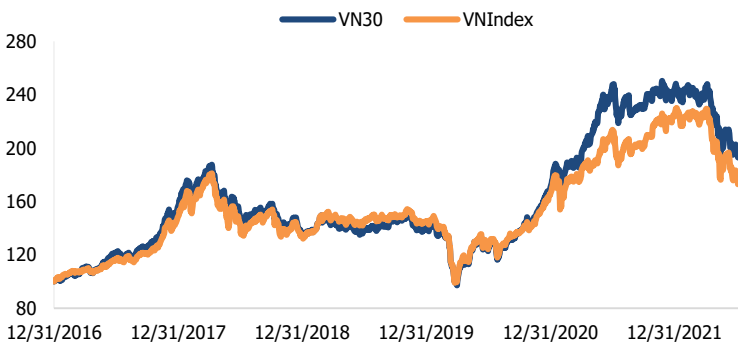
Fund information	
Fund name	MAFM VN30 ETF
Underlying Index/ Base Currency	VN30 / VND
Ticker	FUEMAV30
Listing Exchange	Ho Chi Minh Stock Exchange
Creation Unit	01 lot contains 100,000 units (primary market); 100 units (secondary market)
Minimum subscription amount	01 (one) lot of MAFM VN30 ETF certificates
Authorized Participants (APs)	MAS, HSC, BVSC, BSC, KIS, VCSC
Supervisory Bank	Shinhan Bank (Vietnam) Limited
Transfer Agent	Vietnam Securities Depository (VSD)
Management Fee	0.6% NAV per year
Creation Fee	0%
Redemption Fee (Primary market)	For Authorized Participants: 0% of trading value For Investors: 0.1% of trading value

Net Asset Value (NAV)	
Valuation date	31/07/2022
NAV (in VND)	618 billion
NAV/Unit (in VND)	14,513.70

Investment objectives & strategies

- The Fund is a passive ETF and seeks to provide investment results that, before deduction of fees and expenses, closely correspond to the performance of VN30 Index.
- The Manager intends to adopt a full replication strategy to achieve the investment objective, by investing all, or substantially all, of the assets of the Fund in all securities constituting the Underlying Index in substantially the same weightings as these securities have in the Underlying Index.

VN30 vs VN-Index Historical Performance



	2016	2017	2018	2019	2020	2021	YTD 07/2022
VN30	5.5%	55.3%	-12.4%	2.8%	21.8%	43.4%	-19.7%
VN Index	14.8%	48.0%	-9.3%	7.7%	14.9%	35.7%	-19.5%

Why MAFM VN30 ETF

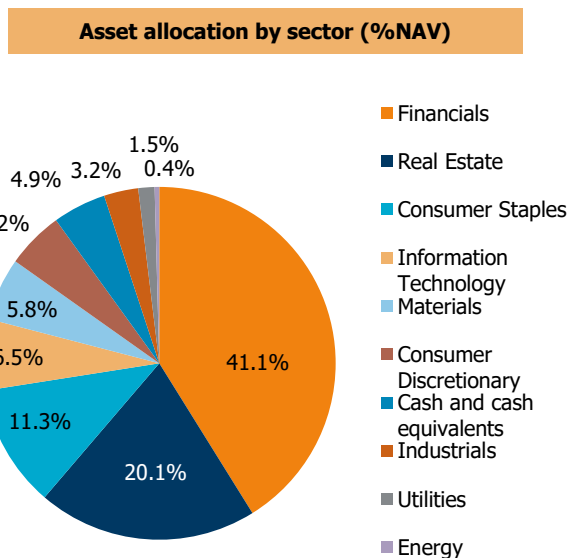
- High growth potential: The fund enables investors to access high growth potential through companies critical to the development of Vietnam economy.
- Diversified exposure: Index incorporates 30 of the largest and most liquid Vietnamese shares traded on Ho Chi Minh stock exchange and offers exposure to a diverse range of sectors.
- ETF efficiency: In a single trade, the fund delivers access to a broad basket of about 30 large-cap Vietnamese securities.
- Low ongoing charges: The fund offers one of the lowest management fees and ongoing charges among Vietnam-listed ETFs tracking VN30

* Source: MAFM calculates, Bloomberg.

* Data as of end July 2022

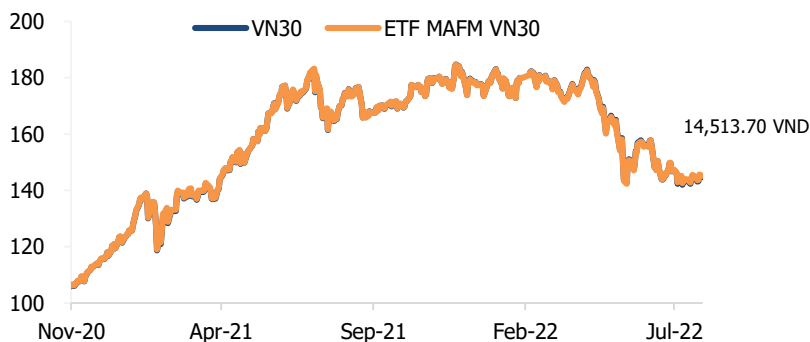
Fund portfolio as of 31/07/2022

Top 10 holdings	Ticker	Sector	% NAV
Vietnam Prosperity Bank	VPB	Financials	7.5%
Vietnam Technological & Commercial Bank	TCB	Financials	7.3%
FPT Corporation	FPT	Information Technology	6.5%
Vinhomes	VHM	Real Estate	6.2%
Asia Commercial Bank	ACB	Financials	5.9%
Hoa Phat Group	HPG	Materials	5.8%
Mobile World	MWG	Consumer Discretionary	5.2%
Asia Commercial Bank	VIC	Real Estate	5.1%
Vinamilk	VNM	Consumer Staples	5.1%
Masan	MSN	Consumer Staples	5.1%



* As of 31/07/2022, by GICS

Fund Performance



VN30 Index Characteristics	
Market Cap (VND bil)	3,306,624
PE (x)	10.06
PB (x)	1.98
ROE (%)	18.79
Dividend yield (%)	1.38

	1 month	3 month	6 month	Year-to-date	1 year	Since inception
MAFM VN30 ETF	-1.16%	-12.60%	-19.31%	-19.48%	-14.62%	45.14%
VN30	-1.35%	-13.07%	-19.59%	-19.78%	-14.87%	44.68%

* Source: MAFM, Performance is calculated since the date of closing capital contribution 21/09/2020.

* Past performance is no guarantee of future results.

* Tracking Index is VN30.

This material is issued by Mirae Asset (Vietnam) Fund Management Co., Ltd and does not constitute a recommendation, offer or solicitation. Although this material is based upon information that MAFMC considers reliable and endeavors to keep current, MAFMC does not assure that this material is accurate, current or complete, and it should not be relied upon as such. Therefore, in no event may this material be used as evidence of legal liability for the client's investment results.