


Mirae Asset VNDIAMOND Exchange Traded Fund (MAFM VNDIAMOND ETF)

Mirae Asset (Vietnam) Fund Management

Jan 2023



Contents

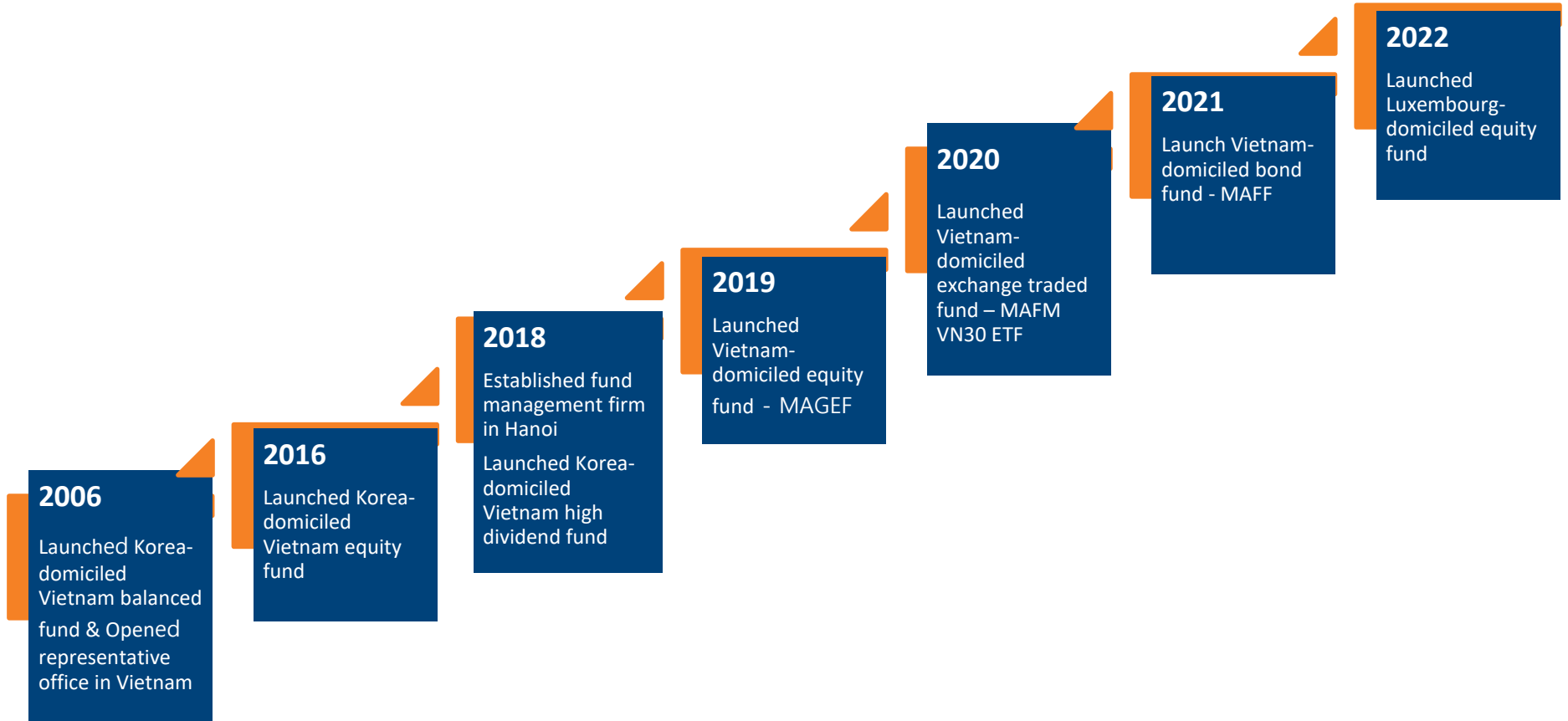
1. About Mirae Asset	02
2. Fund Specifications	06
3. Investment Strategy	11

Mirae Asset (Vietnam) Fund Management Co., Ltd

- On-the-ground presence and research in Vietnam market since **2006**
- Over **16** years of experience in the field of asset management, providing products and services to domestic and foreign individual and institutional clients
- **1st** Korean financial firm obtaining a fund management license in Vietnam
- Wholly owned by **Mirae Asset Global Investments**, the asset management arm of the Mirae Asset Financial Group, one of Asia's leading independent financial services companies

License	56/UBCK GP issued by State Securities Commission dated 20/08/2018
Assets Under Management	USD 300 million
Products and services	Fund Management, Portfolio Management, Advisory
Address	38th Floor, Keangnam Hanoi Landmark Tower, E6 Plot, Cau Giay New Urban Area, Me Tri Ward, Nam Tu Liem District, Hanoi
Contact	Tel. 84-24-3564-0666, Fax. 84-24-3564-0555

Company Milestones

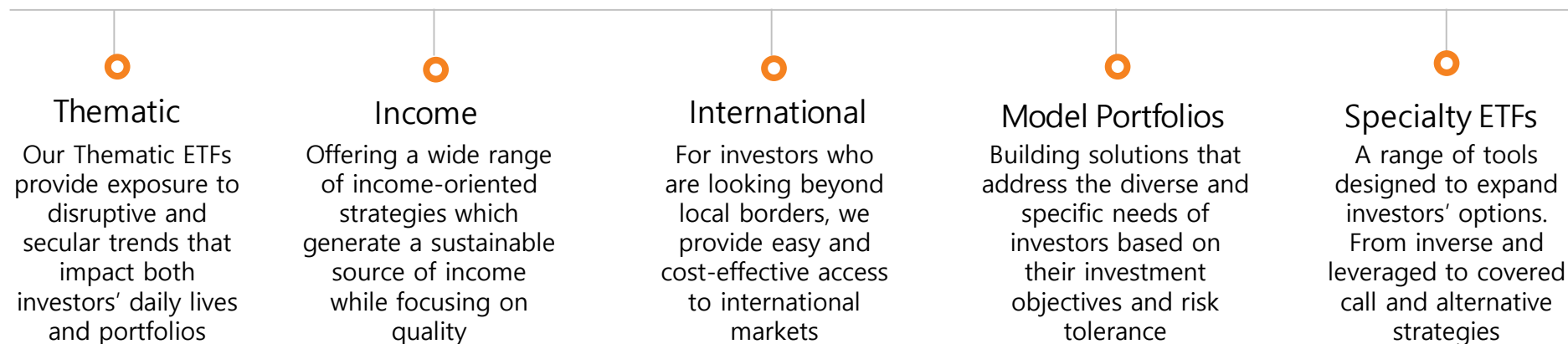


Mirae Asset's Global ETF Platform

- **US\$ 82.3bn in AUM**
 - Global X: US\$ 41.6bn
(U.S, Australia, Hong Kong, Colombia, Japan, Ireland, Brazil)
 - TIGER ETF: US\$ 23.4bn
 - Horizons ETFs: US\$ 16.9bn
 - Mirae Asset: US\$ 0.4bn
(India, Vietnam)
- **13th largest global ETF provider***
- **490 ETFs across 11 global markets**

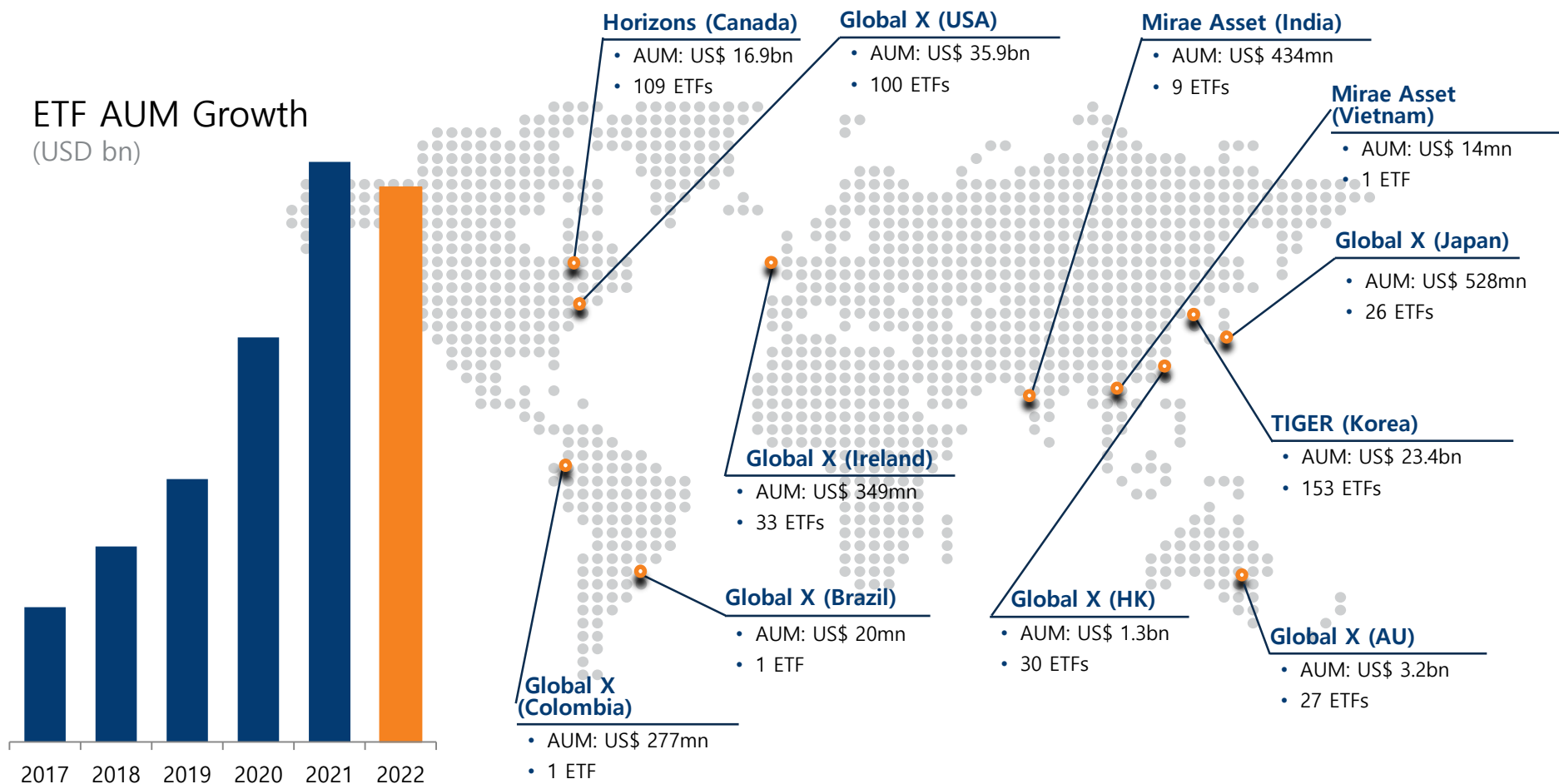
We launched our first ETF in 2006, bolstering our ETF capabilities with the acquisitions of Horizons ETFs in 2011, Global X ETFs in 2018 and ETF Securities in 2022. Our global ETF business leverages the expertise of our teams throughout the world to create a client-centric platform that provides investors with innovative investment solutions. Equipping them with the tools to access global markets, gain exposure to disruptive themes and achieve their investment objectives.

Innovative Global ETF Platform



*Source: ETFGI
Data as of December 31, 2022, unless otherwise stated

Mirae Asset's Global ETF Platform



Data as of December 31, 2022, unless otherwise stated

Contents

1. About Mirae Asset	02
2. Fund Specifications	06
3. Investment Strategy	11

Fund Information

Fund name	MAFM VNDIAMOND ETF
Underlying Index/Base Currency	VN DIAMOND / VND
Listing Exchange	Ho Chi Minh Stock Exchange, Vietnam
Listing Date	March 2023 (expected)
Creation Unit	01 (one) lot contains 100,000 units (primary market); 10 units (secondary market)
Authorized Participants (APs)	Mirae Asset Securities Vietnam, VCBS
Supervisory Bank	Shinhan Bank (Vietnam) Limited
Transfer Agent	Vietnam Securities Depository (VSD)
Management Fee	0.60% NAV per year
Creation Fee	0%
Redemption Fee (Primary market)	<ul style="list-style-type: none"> ○ For Authorized Participants: 0% of trading value ○ For Investors: 0.1% of trading value

Why MAFM VNDIAMOND ETF?

High Growth Potential

- The Fund enables investors to access high growth potential through companies related to Vietnam's economic growth drivers.

Diversified Exposure

- Index consists of the stocks reaching foreign ownership limit(FOL) and offers exposure to a diverse range of sectors in a single trade.

Index quality

- To be included in the Index, stocks must meet certain strict conditions in terms of market cap, liquidity, foreign ownership and P/E.

Low Ongoing Charges

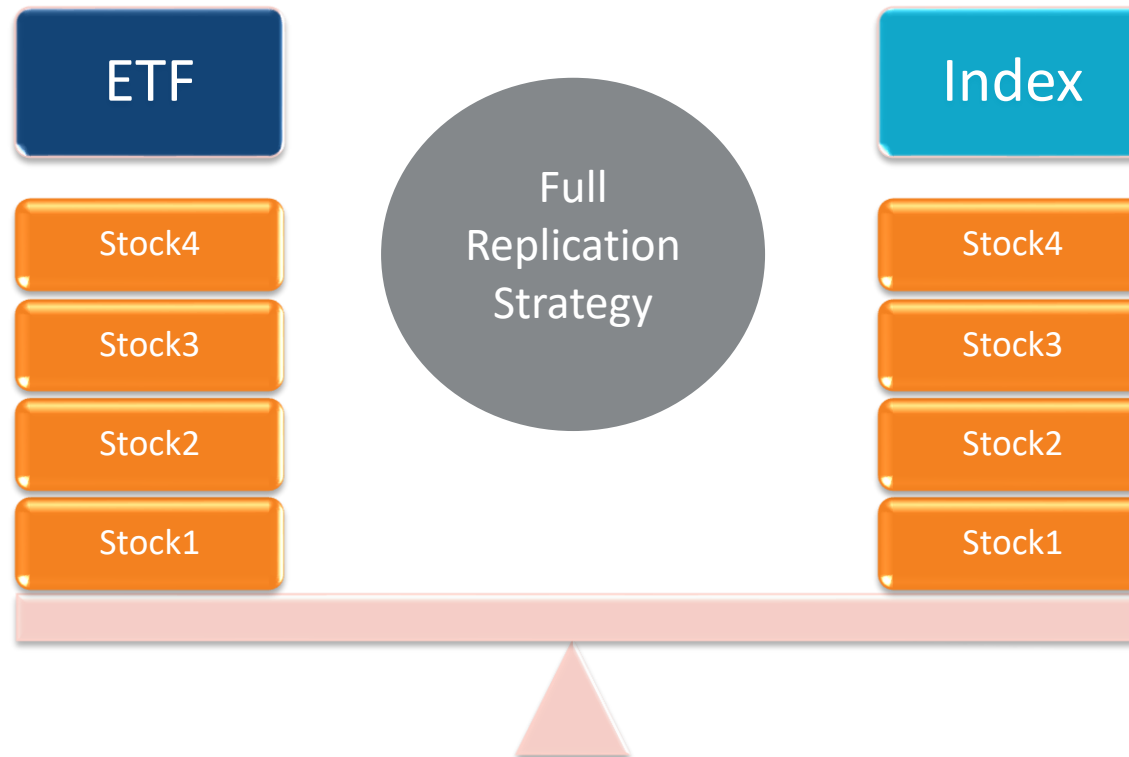
- The Fund offers one of the lowest management fees and ongoing charges among Vietnam-listed ETFs.

Contents

1. About Mirae Asset	02
2. Fund Specifications	06
3. Investment Strategy	11

Investment Strategy

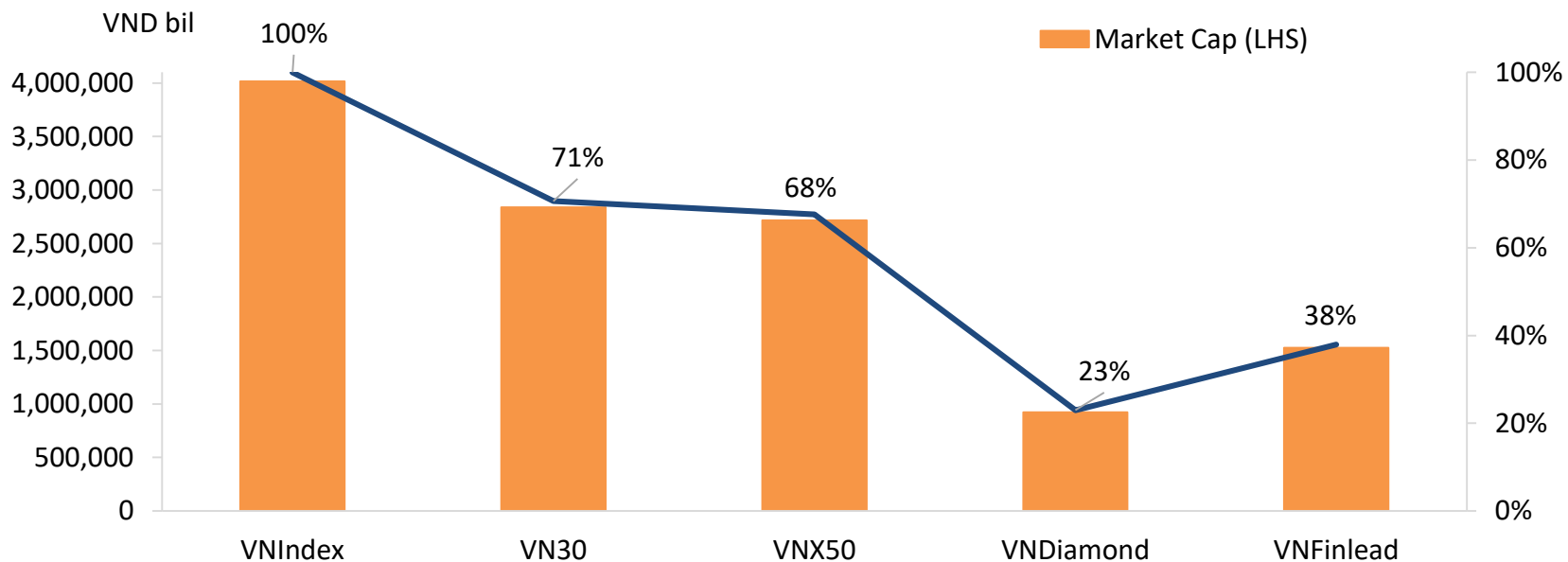
- The Fund is a passive ETF and seeks to provide investment results that, before deduction of fees and expenses, closely correspond to the performance of VN Diamond Index.
- The Manager intends to adopt a full replication strategy to achieve the investment objective, by investing all, or substantially all, of the assets of the Fund in all securities constituting the Underlying Index in substantially the same weightings as these securities have in the Underlying Index.



VN Diamond Index Introduction


- VN Diamond Index is one of the custom indices developed by HOSE, launched in November 2019.
- The Index includes stocks that must meet certain conditions in terms of listing time, capitalization, liquidity, P/E and foreign ownership limit.
- Stocks are selected from VN-Allshare with highest FOL and lowest P/E.
- Rebalancing schedule takes effect on first Monday of February, May, August, and November

Market Cap Comparison

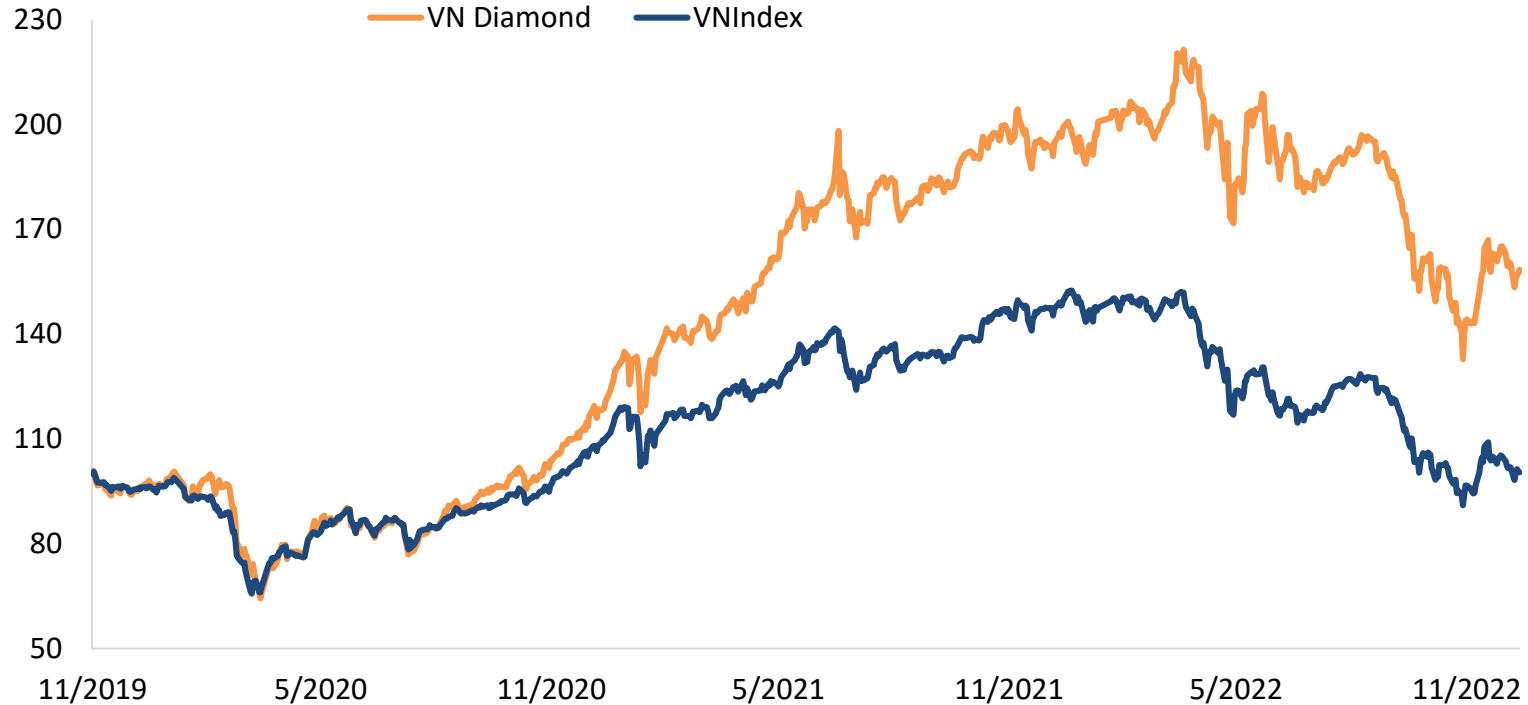


- Data as of 31 Dec 2022;
- Source: HOSE, Bloomberg, MAFM calculates

VN Diamond Index Methodology



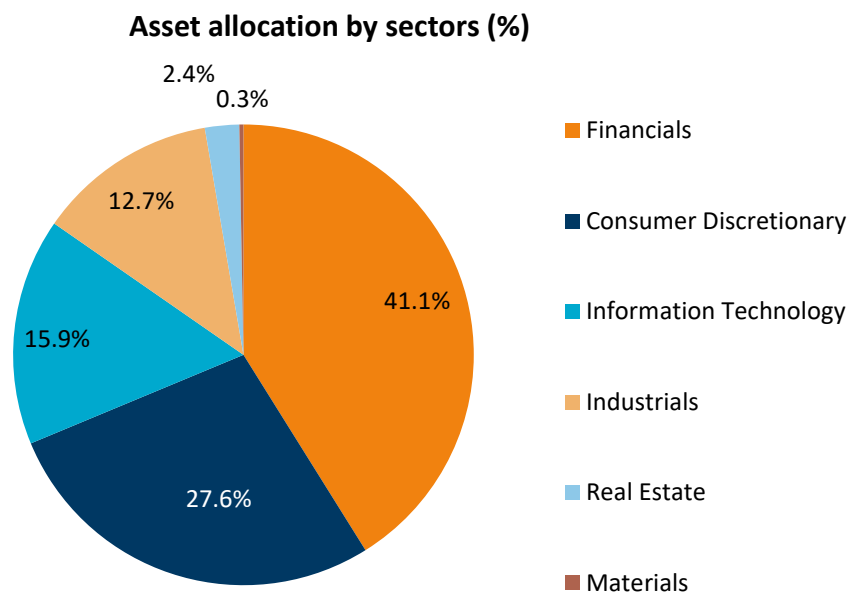
VN Diamond Index - Historical Performance



	1m	3m	6m	1 year	2 year	3 year
VN Diamond (a)	0.86%	-9.00%	-17.86%	-20.45%	31.26%	63.65%
VN Index (b)	-3.94%	-11.04%	-15.91%	-32.78%	-8.77%	4.80%
(a)-(b)	4.80%	2.04%	-1.95%	12.33%	40.03%	58.85%

- Data as of 31 Dec 2022; Performance is calculated since the launch of VN Diamond Index 18/11/2019;
- Source: Bloomberg, MAFM calculates

VN Diamond Index - Portfolio



	CAT	VN Diamond	VN-Index
Market Cap (VND bil)		922,799	4,017,294
P/E		6.96	10.49
P/B		2.27	1.61
ROE (%)		18.7%	15.44
Dividend yield (%)		1.08	2.27
Beta		1.11	1.0
Sharpe ratio		0.40	-0.20

- Source: MAFM calculates
- Data as of 31 Dec 2022

MAFM VNDIAMOND ETF - Perspective Portfolio

No	Ticker	Name	Sector	Weight (%)
1	PNJ	Phu Nhuan Jewelry JSC	Consumer Discretionary	16.8%
2	FPT	FPT Corporation	Information Technology	15.8%
3	MWG	Mobile World Investment Corporation	Consumer Discretionary	10.9%
4	TCB	Vietnam Technological & Commercial Joint Stock Bank	Financials	9.0%
5	REE	Refrigeration Electrical Engineering Corp	Industrials	7.6%
6	ACB	Asia Commercial Bank JSC	Financials	7.2%
7	MBB	Military Commercial Joint Stock Bank	Financials	6.5%
8	VPB	Vietnam Prosperity JSC Bank	Financials	5.9%
9	GMD	Gemadep Corp (Vietnam)	Industrials	4.1%
10	MSB	Vietnam Maritime Commercial JSB	Financials	3.4%
11	TPB	Tien Phong Commercial Joint Stock Bank	Financials	2.8%
12	VIB	Vietnam International Commercial JSB	Financials	2.5%
13	KDH	Khang Dien House Trading and Investment JSC	Real Estate	2.1%
14	OCB	Orient Commercial JSB	Financials	2.1%
15	CTG	Viet Nam Joint Stock Commercial Bank For Industry And Trade	Financials	1.5%
16	EIB	Vietnam Export Import Commercial JSB	Financials	1.0%
17	NLG	Nam Long Investment Corp	Real Estate	0.7%
18	DHC	Dong Hai Ben Tre JSC	Materials	0.3%

Data as of 31 Dec 2022

THANK YOU

